

MEERA

TWISTER CABLER


FOR CARPET YARNS



INNOVATIVE
AUTHENTIC
FUTURISTIC

TWISTER CABLER

FOR CARPET YARNS



TWISTER / CABLER

Meera has been the leading manufacturer of Heavy Duty Cabler / Twister machines for many years. Our twister has been used by manufacturer of many carpet and industrial yarns in india and abroad for premium quality Products. There are several advantages that makes meera heavy duty twister / cabler at par with International Standards.

ADVANTAGES

- Delivery Speed up to 120 meters / min.
- Spindle Speed upto 8000 rpm.
- Individual Spindle Motor System for better performance.
- Tested Sections with Modular packing reduce setup times.
- High Quality and high economy yarns for carpets and other industrial threads.
- Lowest Energy Consumption.
- Outstanding Cost Performance ratio.



S-Series

Spun Twister For Course Counts
Count : 2/20 - 2/1
Yarn : Cotton, Viscose, Wool, Acrylic
Application : Industrial Yarns, Carpet Yarn
Popular : 2/5, 3/3, 4/3, 3/2, 5/4, 4/2, 4/4, 8/6, 10/8

F-Series

Filament Twister For Heavy Denier
Denier : Upto 12000
Yarn : PP, PA, PET, PES, Polyester
Application : Carpet Yarn,
Industrial Thread, PP Closing Thread
Popular : 840/2, 840/3, 1000/1, 2000/1, 300/2/8, 300/2/18

CK-Series

Carpet Cabler for BCF Yarns
Denier : Upto 12000
Yarn - PP, PA, PES, PET, BCF
Application - BCF Yarn For Carpet
Popular - 1000/2, 1200/2, 1500/2, 2400/2


What is Direct Cabling?

Direct cabling is an innovative approach to creating multifold torque balanced filament yarns. It is a single-stage process in which two yarns are wrapped around each other without imparting turns or twist to the single yarns.

Direct Cabling is used in the production of BCF (Bulked Continuous Filament) Carpet Yarns. It offers good covering capacity, thus higher productivity.

Keeping our focus on what customer wants and our Passion for Innovation and Futuristic twisting solution we developed carpet cabler which is fully Automatic and loaded with all features,

- Lowest Energy Consumption
- High on Productivity
- Easy to operate



FEATURES



INDIVIDUAL SPINDLE DRIVE SYSTEM

- Fully Inverter Control Drive
- Individual Motor Spindle not only contributes to the saving of electricity by 40% it also ensures that all of the driven spindles run precisely synchronised.
- Individual Motor Spindle allows Automatic Spindle stop in the event of yarn break for that particular spindle.
- Further due to individual drive higher speed and Higher denier can be achieved, means high Efficiency.
- Due to Individual Spindle Drive System Any spindle can be shut down via multifunction switch adding to reduce wastage and production control.
- Grouping of spindle can also be done to run more than one quality at a time adding to R&D needs.



EASY TO OPERATE BUTTONS / PANEL

Touch panel for easy to adjust parameters like Amount of twist, spindle speed, crossing angle length and time-based shut-down, individual Length counter etc.

The production parameters entered can be stored in an Article library and called up whenever required. Advance Reporting available like, delivery speed, operating hours, Spindle wise breakage report, production, operator Efficiency etc. The computer is equipped with a usb Connection.



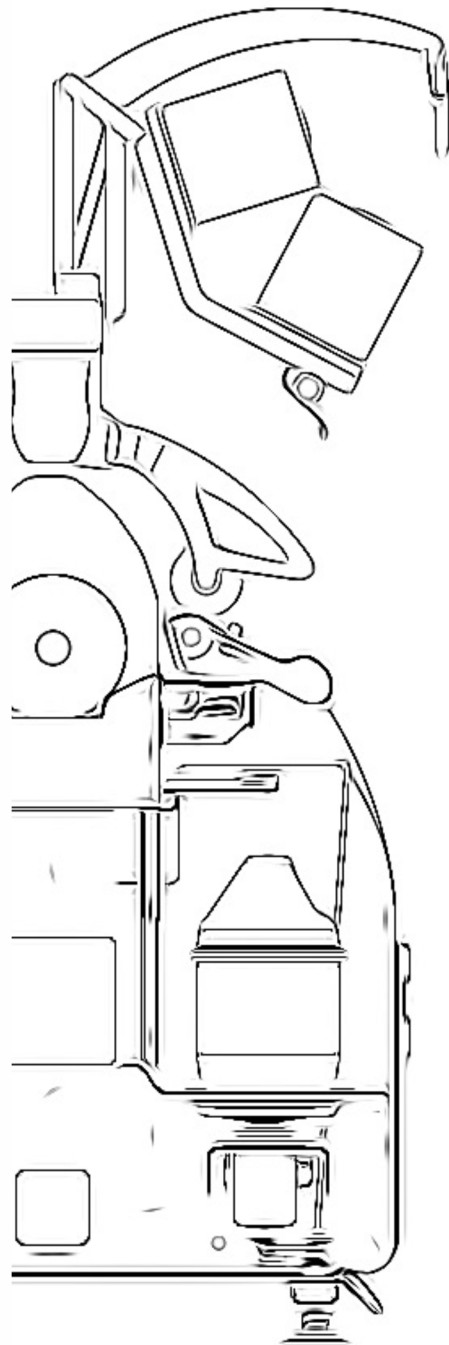
EASY TO OPERATE BUTTONS



- Easy to operate Buttons on the face of machine.
- Start button
- Stop button
- EMERGENCY STOP mushroom button
- Pressure indicator For Air Threading
- S/Z Twist Switchover Button



MECHANICAL HI-LO CREEL WITH TUBE HOLDER

- Spring supported Creel
- Simple high/low operation
- Sturdy and reliable
- Optimized yarn path
- Creel fitted with Empty Tube holder for fast replacement of tube during doff time adding to ergonomics and high productivity.





HANDLING YARN BREAKAGE

Event of yarn Breakage, Yarn Completion, are controlled by High Quality Sensors. These events are clearly indicated by a visible signal.

In case of Breakage, Ply Missing, Entanglement the remaining yarn is clamped, and ancillary functions, such as spindle stop and take-up package auto lift, are activated.


This prevents rubbing on the wound yarn surface and safeguards the original quality of the yarn

AIR THREADING SYSTEM (OPTIONAL)

Air Threading makes a significant contribution in reducing the operating time.

On initiation of the threading operation, the air pressure sucks the creel yarn through the hollow shaft of the spindle.

The Air then guides the yarn around the spindle pot and bring it up where it can be easily grasped by the operator for further threading





FULLY INVERTER CONTROL DRIVE

Fully Inverter Control Drive generates yarn take-up speeds upto 8000 rpm and delivery speeds of up to 120 m/min.



OVERFEED COVERS PROVIDED FOR OPERATOR'S SAFETY

The overfeed unit and take-up package drive section are completely covered. That increases safety at work



BUNCHING FOR TRANSFER TAIL

Auto Bunching device facilitates the winding of the transfer tail. The grooves on the bunching device act as a automatic length counting for transfer tail. This adds to uniform length of transfer tail. A feature needed for higher productivity in post processing of yarn.

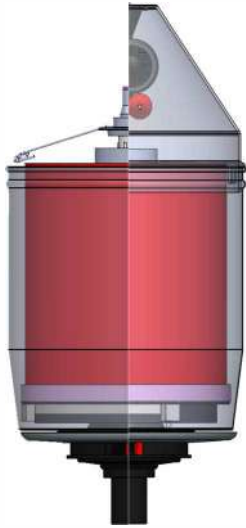
Drum Apron (Friction rubber ring)) is mounted on take-up drum for the stable transmission of take-up.



FOUR BAR HEAVY CRADLE DESIGN

Four Bar Heavy Cradle design allows large Knotless takeup Package upto 400 MM and 20 KG at high takeup speed. Cradle pressure is designed to decrease in proportion with regards to increase in the package diameter and weight for uniform density & compact final package.





CONVERTING BETWEEN DIRECT CABLER TWISTER

Hollow-shaft spindle allows the simple conversion from the two-for-one method to the cabling method and vice versa.



ENERGY SAVINGS SPINDLES

Up to 40% of energy can be saved by the energy-saving family of spindles. Spindle / Pot Size have a direct impact on Energy consumptions. Variety of Spindle options to choose for various Denier and Feed Package size. Available Pot Size are 190, 210, 260, 300



PACKAGE CONVEYOR BELT

In order to improve the ergonomics, the package conveyor belt has been designed so that Final Twisted packages can be removed laterally at exit point. This measure allows for a further reduction in operating time when handling large volumes of yarn.



HYSTERESIS BRAKE

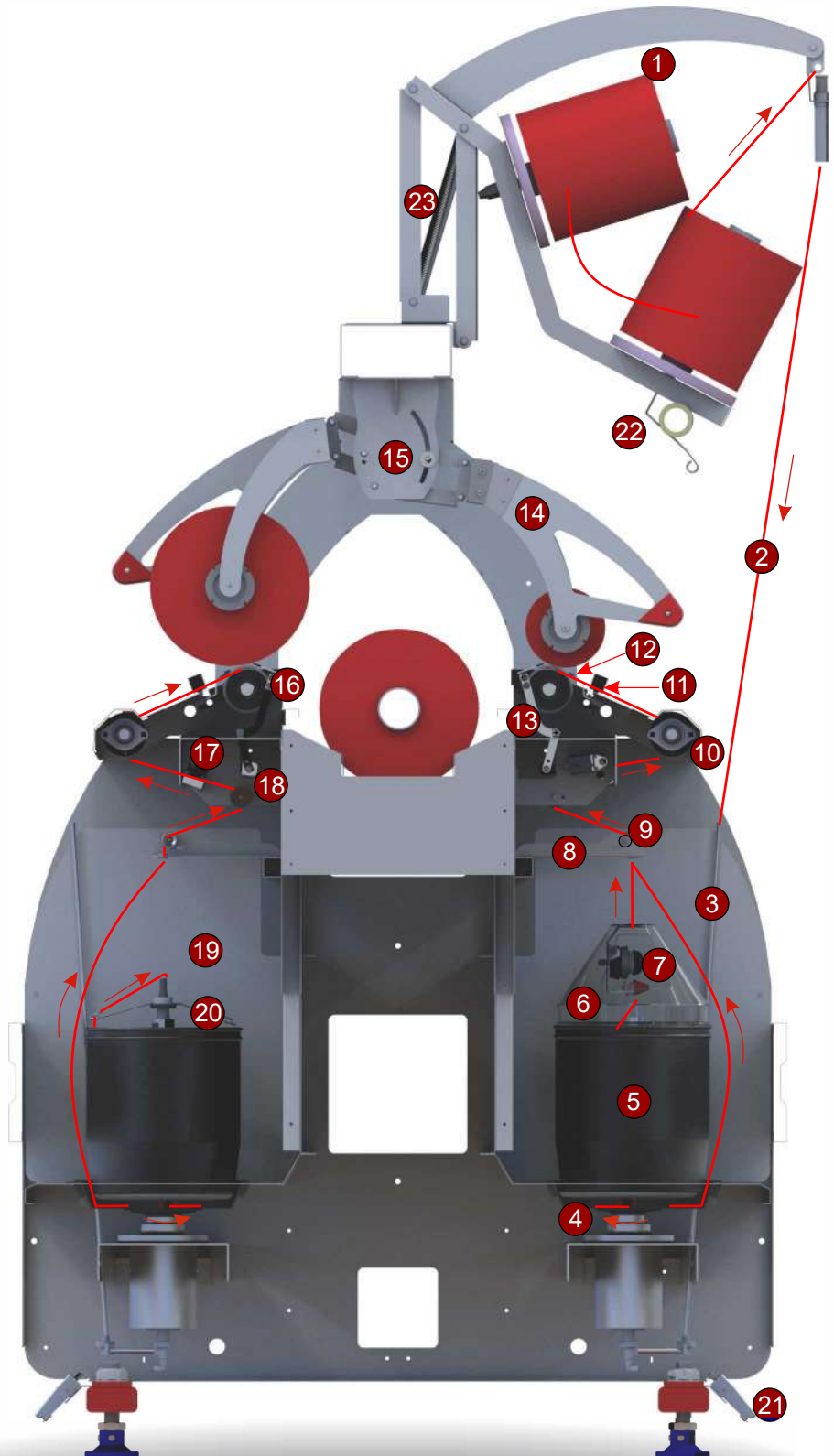
Calibrated, high-precision hysteresis brakes have been specially developed for processing carpet yarns in the direct cabling process. They are designed to accommodate the entire customized count range of the yarn grades likely to be processed.



TWISTER / CABLER

CK-260

- 1 Yarn
- 2 Yarn Path
- 3 Yarn Guide Tube
- 4 Twisting/Cabling Spindle
- 5 Spindle Pot
- 6 Spindle Top
- 7 Hysteresis Tensioner
- 8 Yarn Balloon Guide
- 9 Guide Roller
- 10 Overfeed Roller
- 11 Bunching Roller
- 12 Traverse Guide
- 13 Package Lift Off
- 14 Cradle Assembly
- 15 Cradle Pressure Mechanism
- 16 Take-up Drum
- 17 Yarn Sensor
- 18 Length Counter
- 19 Seperator
- 20 Yarn Break & Flyer Assembly
- 21 Foot Pedal For Air Threading
- 22 Tube Holder / End Cap
- 23 Hi-Lo Creel



Carpet Twister / Cabler , Spindle Gauge 420, S-210, F-210, C-210

No Position		60	70	80	90	100	110	120
Machine Length (L)	MM	14410	16540	18670	20800	22930	25060	27190
	Ft	47.28	54.27	61.25	68.24	75.23	82.22	89.218

Carpet Twister / Cabler , Spindle Gauge 525, S-260, F-260, C-260,

No Position		72	80	88	96	120	144	176
Machine Length (L)	MM	20550	22680	24810	26940	33330	39720	48240
	Ft	67.42	74.418	81.40	88.39	109.35	130.31	158.27

Carpet Twister / Cabler , Spindle Gauge 525, CK-260

No Position		72	80	88	96	120	144	176
Machine Length (L)	MM	20670	22800	24930	27060	33450	39840	48360
	Ft	67.81	74.80	81.79	88.78	109.74	130.71	158.66

Carpet Twister / Cabler , Spindle Gauge 600, S-290, F-290, C-290

No Position		72	84	96	108	120	144	180
Machine Length (L)	MM	23880	27540	31200	34860	38520	45840	56820
	Ft	78.35	90.35	102.36	114.37	126.38	150.39	186.42



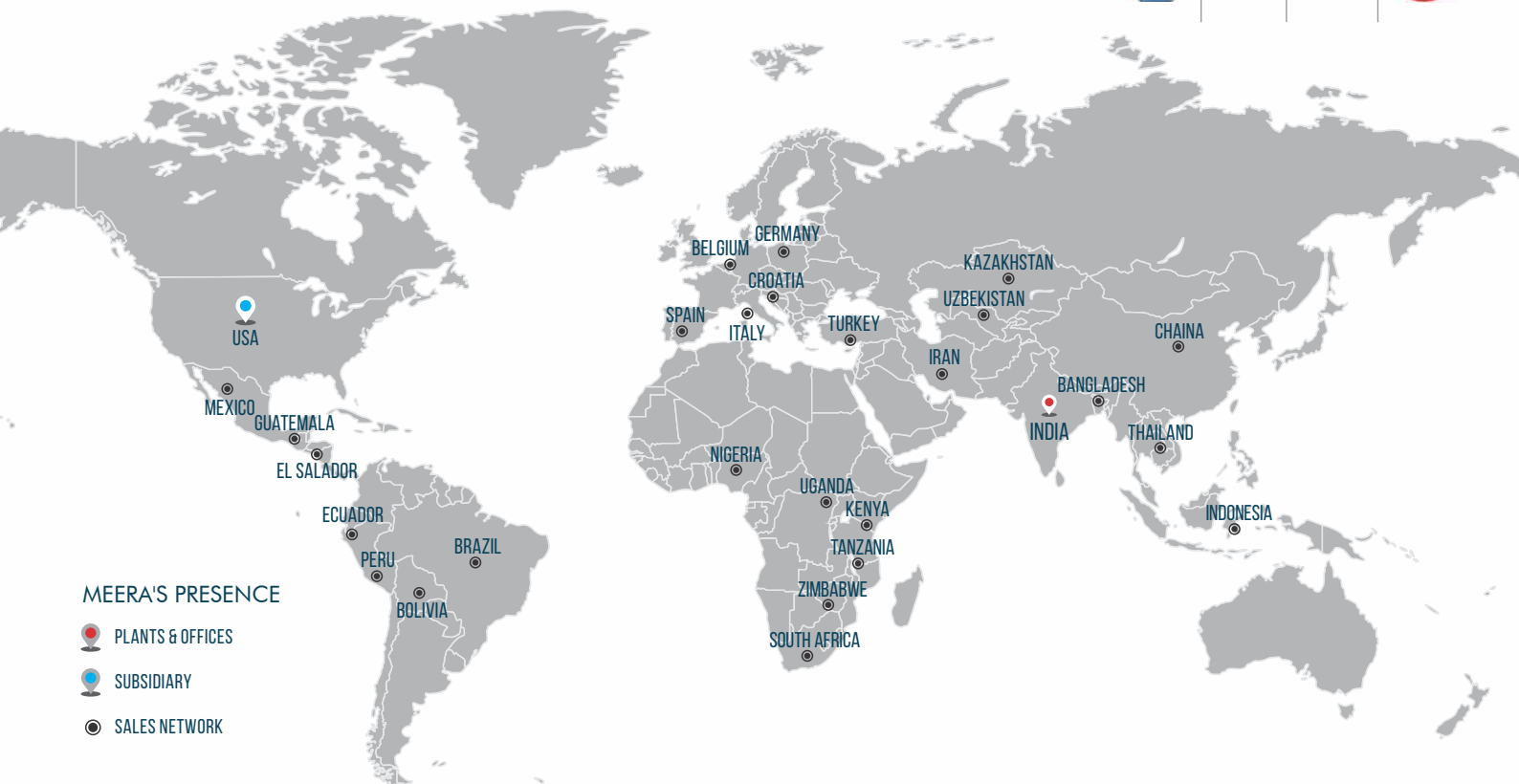


about US.

Meera Industries Limited an ISO 9001 company is a renowned name in the field of twisting, cabling and continuous heat setting machines. Having Presence in more than 26 countries, we are known for innovating new technologies and providing complete customized solutions to our customers.

We have a in house R&D center recognized by the Department of Scientific and Industrial Research (DSIR) We are also a recipient of two R&D awards continuously for 2 years in a row from Textile manufacturers Association (TMM) for pioneering Single Step S/Z twisting technology (TPRS) and continuous Bulking and Heat Setting Machines (Meerabah) in India.

Energy conservation, Better Productivity and Ease of Use are the goals in mind when we design machines. We assure you to serve in the best possible way we can.



MEERA

Meera Industries Limited

2126, Road No. 2, GIDC, Sachin, Surat - 394230, Gujarat, INDIA +91 261 23 99 114, +91 987 95 97 041.
sales@meeraind.com | www.meeraind.com

Meera Industries USA, LLC

209, Swathmore Ave, High Point, NC, USA 27263 +1 (336) 906 - 7570 | steve@meeraind.com